



Bebras Computational Thinking Challenge

Bebras Challenge 10th–23rd November 2025

Coordinator Handbook

The challenge period has been extended for 2025, and the challenge will be live between **10th and 23rd November 2025**. Choose the day and time that suits your student's best. If you don't have enough computers available in your school, you can always do the challenge on multiple days. If you do so, try to limit the interaction between students who have completed the challenge already and those who still have to complete it.

Practice

A practice test with a variety of questions at all levels is available at:

https://bebraschallenge.ics.ie/index.php?action=user_competitions

Registering your students

There are two ways to register students:

A. Register with blank users ('skeleton users')

In this case you [the teacher] will generate x blank accounts for your students. You will hand out usernames and passwords to your students. When the student logs in the system will ask the students to enter their names.

B. Register with students full name

In this case you [the teacher] will gather the names of your students and upload them into the system. The advantage is that all names will be properly spelled (as this is how they appear on the certs).



Bebras Computational Thinking Challenge

Bebras Challenge 10th–23rd November 2025

Coordinator Handbook

Registration with blank users

1. Click the Create Skeleton Users tab.

2. In the pop-up dialog box enter the following:

Username Prefix – this is the word the usernames are based on e.g. if you enter 'boat' usernames will likely be 'boat00', 'boat01', 'boat02' etc.

Number of users to create – the total number of students taking the challenge

Grade – the level of challenge set for students. This may be left blank so that students can access both junior and senior challenges as appropriate or see below table where students will only see their category.

Administration

ICS Test School Account Logout

ICS Test School

School name ICS Test School

Address 1 87-89 Pembroke Road

Address 2 Ballsbridge

Zip code 4

County Dublin

School type Default

Edit

Students

Coordinators

Documents

Import files

Export files

Statistics

Name

Username

Class

usr grade

Participated Choose

Show only my students

New Create Skeleton Users

	Age	Value for grade field
1st - 2nd primary	Ages 6-8	1 or 2
3rd - 4th primary	Ages 8-10	3 or 4
5th - 6th primary	Ages 10-12	5 or 6
1st - 2nd secondary	Ages 12-14	7 or 8
3rd - 4th secondary	Ages 14-16	9 or 10
5th - 6th secondary	Ages 16-18	11 or 12

When finished, click the **Create** button.

Students

Coordinators

Documents

Import files

Export files

Statistics

Create skeleton users

Username Prefix ICS

Number of users to create 10

usr grade 9

Class Ms Murphy

Create Cancel

3. Scroll to the bottom of the page.

4. Click on **Export to Excel**, this will download an Excel spreadsheet of usernames and passwords that can be distributed to students participating in the challenge.



Bebras Computational Thinking Challenge

Bebras Challenge 10th–23rd November 2025

Coordinator Handbook

ICSC000000	Firstname	Grade	Unknown	Firstname	Not participated	Not participated	Delete
ICS0080040	Ms Murphy	9	unknown	Gillian Harty	Not participated	Not participated	Delete
ICS0090090	Ms Murphy	9	unknown	Gillian Harty	Not participated	Not participated	Delete
ICS0100093	Ms Murphy	9	unknown	Gillian Harty	Not participated	Not participated	Delete

Export to CSV Export to Excel

Registration with full student name

To enter students, you first must make an Excel file with the following information in columns for all students:

Class | grade | firstname | lastname | gender

	A	B	C	D	E	F
1	Class	Grade	Firstname	Lastname	Gender	
2	Ms Murphy	9	Tom	Bloggs	M	
3	Ms Murphy	9	Mary	Doe	F	
4	Ms Murphy	9	Jamie	Phelan	M	
5	Ms Murphy	9	Jane	Smyth	F	
6						

Grade – the level of challenge set for students. This may be left blank so that students can access both junior and senior challenges as appropriate or see below table where students will only see their category.

	Age	Value for grade field
1st - 2nd primary	Ages 6-8	1 or 2
3rd - 4th primary	Ages 8-10	3 or 4
5th - 6th primary	Ages 10-12	5 or 6
1st - 2nd secondary	Ages 12-14	7 or 8
3rd - 4th secondary	Ages 14-16	9 or 10
5th - 6th secondary	Ages 16-18	11 or 12

2. Go to <https://bebraschallenge.ics.ie/admin> and log in with your coordinator details.

3. To import the file you just created, click on **Import files** and then drag & drop the file that contains the information of your students onto the window shown below.

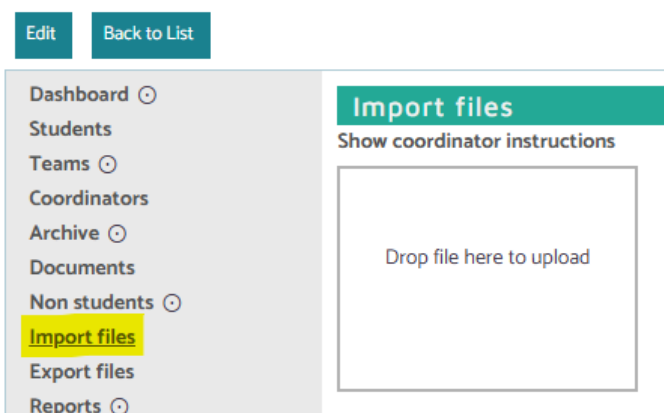
Then click on **Import**.



Bebras Computational Thinking Challenge

Bebras Challenge 10th–23rd November 2025

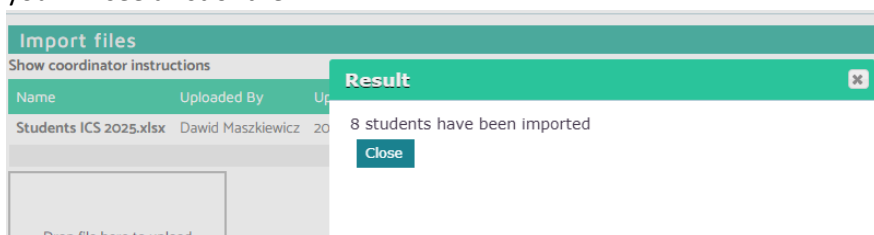
Coordinator Handbook



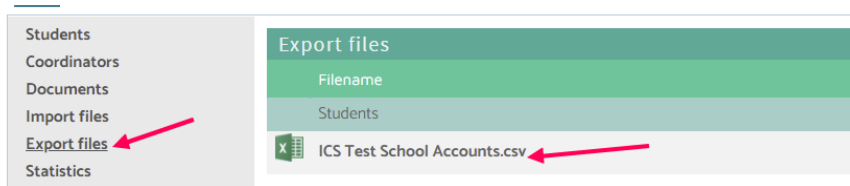
5. Once the file has been added, the data of the first few students you entered will appear. If the column names match the information in the table, click **Import**.



6. Now your students are registered. You can check by clicking on 'Students' on the left, and you will see a list of them.



7. Click on **Export files** on left-hand side menu then '**YourSchoolName Accounts.csv**'. This will download an Excel spreadsheet of usernames and passwords than can be distributed to students participating in the challenge.





Bebras Computational Thinking Challenge

Bebras Challenge 10th–23rd November 2025

Coordinator Handbook





Bebras Computational Thinking Challenge

Bebras Challenge 10th–23rd November 2025

Coordinator Handbook

Before the Challenge

- Register for students as per one of the options above.
- Arrange for the challenge to be held during the two weeks of the challenge. Each participating student will need access to a web browser connected to the internet, the challenge must be run in the school. It is best to run the challenge on one day during the three weeks of the challenge. If your school has large enrolment and/or limited lab space, you can run it on multiple days. If you decide to do so, please try to limit the interaction between students who have completed the challenge already and those who still have to complete it.
- Students are permitted to use pencil, paper and a calculator during the challenge.

Day of the Challenge

- Distribute the usernames and passwords.
- Explain the format of the challenge and that there are 15 multiple-choice questions. The challenge is available on the [website](https://bebraschallenge.ics.ie/), note there is some negative marking as the questions get more difficult.
- Instruct students to visit <https://bebraschallenge.ics.ie/> and click on the **Login** text in the top right hand corner of screen.
- After logging in, with username and passwords generated above, if you chose to set up skeleton users the students may be required to enter some basic details i.e. First name, Surname and **Save**. These details are required for the certificates.
- Once logged in, if the challenge category has not been set when registering the students, the student should choose the challenge category which matches their age and click on the first question to start e.g. Junior (age 12-14).
- Make sure that students work individually and have their own computer.
- Supervise the challenge. The system will give each student exactly 45 minutes to answer the 15 questions, this will be visible to the students in the top right hand corner of the screen.
- All participants can use pencil, paper and a calculator. If you are holding the challenge on multiple days, please make sure none of the papers or notes leave the room.

After the Challenge

- Results will be available to you by logging in to the challenge website approximately one week after the challenge has closed. We will email you when this functionality is live. You can do so by following below steps
 - Go to: <https://bebraschallenge.ics.ie/admin/>



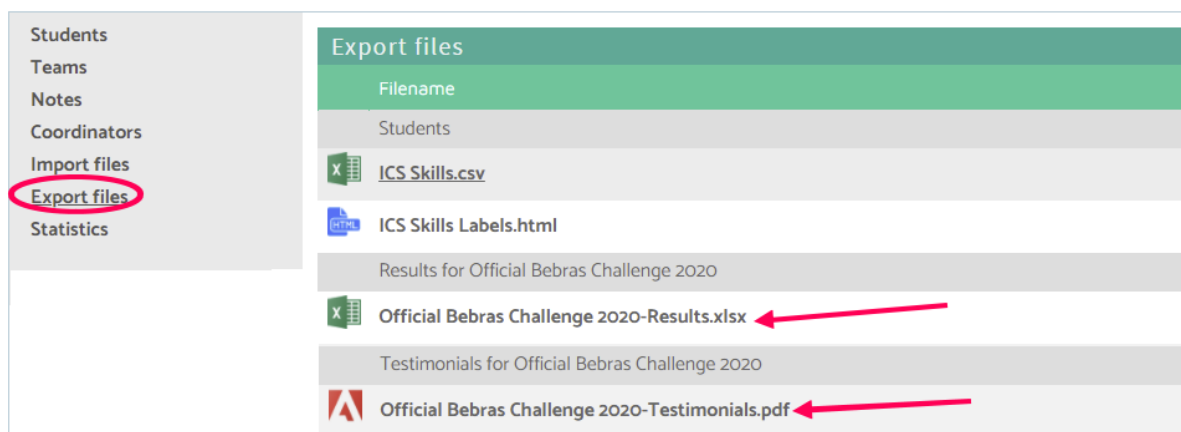


Bebras Computational Thinking Challenge

Bebras Challenge 10th–23rd November 2025

Coordinator Handbook

- Login with your administrator username and password
- Click **Export files** on the bottom left
- TO EXPORT RESULTS
 - In the **Export Files** window, under '**Results for Official Bebras Challenge 2025**', click **Official Bebras Challenge 2025-Results.xlsx**
 - Marks per question are shown in a spreadsheet along with the total score for each participant
- TO PRINT CERTIFICATES
 - In the **Export files** window, under '**Testimonials for Official Bebras Challenge 2025**', click **Official Bebras Challenge 2025-Testimonials.pdf**
 - An Adobe PDF file containing the certificates will be downloaded and can be printed



- After the challenge has been completed students will still be able to log in, but the mode on the website will be different. From now on students can try to answer the questions in a review mode so they will know what they did wrong.
You can use the system this way in class, for the rest of the year.
- Solutions will be available online. They will include Connections to Computer Science outlining how the problems are related to computer science and its applications.
- The top achieving students in all age groups will be invited to attend a final round, which will be held online or in Maynooth University in 2025 as part of Tech Week.